



**MITSUBISHI
ELECTRIC**

for a greener tomorrow



DIGITAL COLOR PRINTER

CP-D90DW

**Super Versatile Printer Perfect for Photo Booths, Events,
and Wireless Printing from Smart Mobile Devices***

*Requires purchase of the optional D90-WIFI-1 Wireless device.



NEW!
PANORAMIC PRINTING



Exceptional Quality, Outstanding Product Reliability and Dependable Durability

Backed by Mitsubishi Electric's history of over 30 years in manufacturing and developing dye-sub printers, with over 100 thousand units installed worldwide.

COMPACT

The new, compact design of the CP-D90DW strategically minimizes protruding and hanging cables for a neat, space-saving installation.




155 in²

excluding optional paper tray

One of the world's smallest footprint

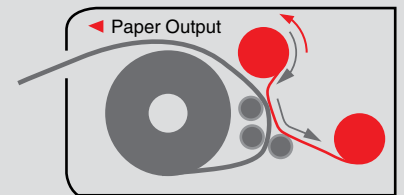
Providing overall space and cost savings in every system installation.



The power socket keeps the power cord neatly tucked, out of the way for a more streamlined installation.

ENHANCED REWIND FUNCTION

Mitsubishi Electric's rewind function featured with the CP-D90DW offers cost savings to maximize media usage, and better work-flow efficiency that minimize impact on print speed, while giving users the convenience of printing multiple size photographs using only one single type of media.




OUTSTANDING PRINT QUALITY

Mitsubishi Electric's CP-D90DW comes with an Image Analyzing Engine built-in to enable faster print speed without compromise on image quality. Each image received is built and analyzed within the printer processor with its print density and details analyzed and printed accordingly, yielding the best result with every photo printed.

Deeper Black

CP-D90DW

Prints photos with remarkable clarity, vivid colors, and higher quality finish.



Fine Detail

Remarkable black level provides superior color depth and contrast.



Clearer prints with no blurring even in fine lines and details. No deterioration or compromise of original image details.

Conventional Models



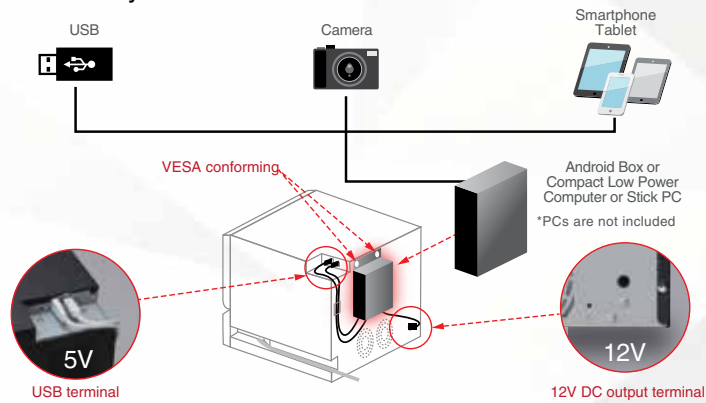
New humidity sensor

The new, built-in humidity sensor restrains effect of humidity change and brings stable high quality.

All photo illustrations in this material are simulated only. Actual print samples need to be generated to see actual difference.

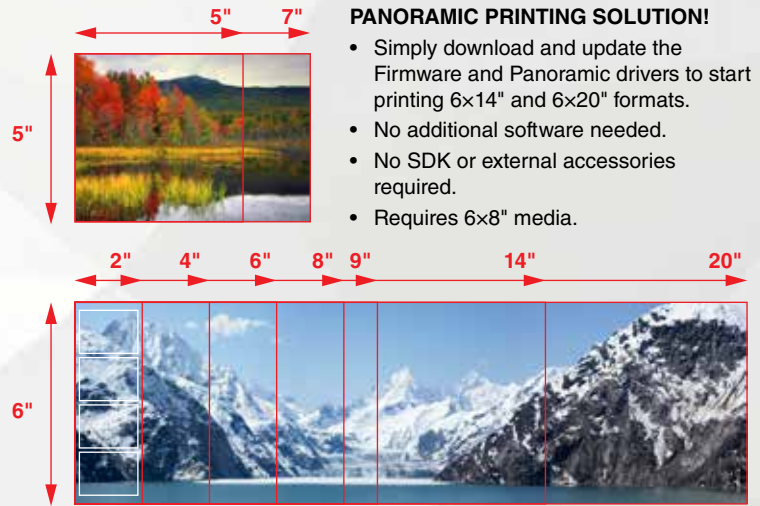
SYSTEM FLEXIBILITY

With available DC output terminals of 5V 2A and 12V 2A, small, low-powered computer like Stick PC, or mobile devices can easily be powered through the printer, supporting a broader range of possible applications such as wireless printing, helping build a cost-efficient printing station more easily.



MULTIPLE PRINT SIZES

Imagine the convenience of being able to print beautiful photos in sizes 2x6", 4x6", 6x6", 6x8" as well as panoramic prints of 6x14" and 6x20" all from just one roll of 6x8" media!



PANORAMIC PRINTING SOLUTION!

- Simply download and update the Firmware and Panoramic drivers to start printing 6x14" and 6x20" formats.
- No additional software needed.
- No SDK or external accessories required.
- Requires 6x8" media.

USER-FRIENDLY

CP-D90DW is designed for ease of use and quick maintenance with front-loading design for media.

Easy Media Loading



1. Open front door



2. Pull out front door and load paper



3. Slide ink ribbon



4. Close front door to complete the auto paper loading

Maintenance



Easy access to the thermal head for cleaning.

- An energy-saving mode helps save operational cost by minimizing power consumption when on stand-by
- Flanges attach easily to the paper roll by a quick pinch of latches.

- Long-life thermal head built with a coat of extra protective layer provides longevity and durability to minimize the total cost of ownership.
- Power switch is easily accessible from the front of the unit.

OPTIMIZED "FIRST PRINT" SPEED

The built-in image processor of the CP-D90DW reduces the processing workload of external computers, cutting down the overall initialization time of the first print output of every job it receives.

IMPROVED THROUGHPUT

The improved thermal head cooling design of the CP-D90DW allows it to print more than 450 4" x 6" prints per hour.*

*An average single 4x6 print on a 6x8 media kit set for two 4x6 multi-cut.

Automatic Optimization of Printing Speed



Light or Medium Image




Dark or Densely Colored Image

Image Analyzing Engine

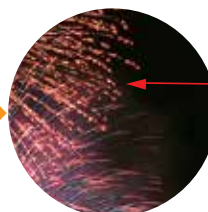
approx.
7.8sec*

Print

approx.
16.7sec*



Despite printing in higher speed, deep black portions are sufficiently achieved in darker areas of the same photo.



Printing speed is adjusted to accommodate the requirement of printing a darker image photograph, producing a higher quality output.

Auto Mode

Printer's system engine analyzes incoming image data and optimizes printing speed automatically to achieve higher quality printed image in Auto Mode.

For throughput priority, Fine mode is easily selectable.

*An average single 4x6 print on a 6x8 media kit set for two 4x6 multi-cut in Auto mode, excluding data transfer time.

SPECIFICATIONS

■ CP-D90DW Specifications

Model	CP-D90DW				
Printing Technology	Dye sublimation thermal transfer full color. Three-color face progressive printing (yellow, magenta, cyan) and surface lamination				
Gradations	256 gradations (8 bits per color, approx. 16.7 million colors)				
Print Resolution	300 x 300 DPI				
Finish	Glossy or Matte				
Paper Capacity	Thick-Grade Media (approx. 230µm)	3.5" x 5"	450		
		4" x 6"	400		
		5" x 7"	230		
		6" x 8"	200		
		6" x 14"	100		
		6" x 20"	66		
Print Speed*3	Print Size	Fine Mode	Auto Mode		
			Light Image	Dark Image	Ultra Fine Mode
	3.5" x 5"	Approx. 8.4 sec		Approx. 16.7 sec	
	4" x 6" *4	Approx. 7.8 sec		Approx. 16.7sec	
	5" x 7"	Approx. 13.2 sec		Approx. 28.7 sec	
6" x 8"	Approx. 14.6 sec		Approx. 32.1 sec		
Interface	Hi-Speed USB Ver. 2.0				
Available Software Drivers	Windows®7/8/10(32bit/64bit)*1, MacOS®10.6 - 10.11*2				
Memory Size	128MB Volatile Memory for Temporary Retention. Data are erased after printing.				
Dimensions WxDxH	Approx. 10.8" x 14.4" x 9.3"				
Weight	Approx. 30.0 lbs (14kg)				
Power Supply	100-240V AC 50/60Hz 5.5A				
Power Consumption	4.6A (120VAC 50/60Hz), 2.4A (220-240VAC 50/60Hz)				
DC Output Terminals*5	12V / 2.0A max 5V / 2.0A max				
Accessories	Paper flange(1), Paper flange spacer(1), Ink cassette(1), Paper strip bin(1), Paper tray, AC power cord(120V), AC power cord(220-240V)(1), CD-ROM(1), Cable ties(2), Securing band/Screws/Washer(1set), Quick set up guide(1) Optional Accessory Available: D90-WIFI-1 Device for Wireless Printing from Mobile Devices.				

*1: Windows® 7, 8 and 10 are registered trademarks of Microsoft Corporation in the United States and/or other countries.

*2: Mac OS X print driver are available on the website. Mac OS are trademarks of Apple Computer, Inc. in the United States and/or other countries.

*3: Does not include data transfer, printer initialization and paper feed times.

*4: An average single 4x6 print on a 6x8 media kit set for two 4x6 multi-cut.

*5: DC Power Output Terminals cannot be used simultaneously, only one can be active at any given moment.

*6: Verify with your software provider to make sure it supports panoramic printing.

■ Part names

Opening the door

Front panel

- ALARM INDICATOR
- PAPER RIBBON INDICATOR
- POWER INDICATOR
- PRINT OUTLET
- OPEN BUTTON
- PAPER STRIP BIN
- VENTILATION INLET
- PRINTING UNIT
- DOOR

Panel

(Right, Full View) (Left, Partial View)

- VENTILATION INLETS
- DC POWER SWITCH
- 5 V DC OUTPUT TERMINAL USB TYPE-A (2 A MAX.)
- USB TERMINAL
- POWER SWITCH
- POWER SOCKET (AC LINE)
- RECESSED AREA FOR TRANSPORTING
- SECURING HOLES FOR THE CABLE TIE
- HANDLE FOR TRANSPORTING
- VENTILATION OUTLETS
- 12 V DC OUTPUT TERMINAL (2 A MAX.) - JEITA RC5320A Class4 type connector

■ Air Cooling Direction Flow

Front side Thermal Head Rear side

Paper Exit Port Paper Dust-Trapping Filter

Blows air out to prevent dust and dirt from entering from the front of the unit.

Power supply

CP-D90DW incorporates a separator design to distribute airflow separately to the power supply and the printing thermal head. The effective air cooling increases the throughput while reducing print contamination.

■ Consumables (Media, sold separately)

Model	Size	Prints per roll	Rolls per box	Thickness
CK-D735	3.5" x 5"	450 prints	2	approx.230µm
CK-D746	4" x 6"	400 prints	2	
CK-D757*	5" x 7"	230 prints	2	
CK-D768*	6" x 8"	200 prints	2	

*Maximum size indicated. CK-D768 can print two 4x6 in multi-cut settings.

for a greener tomorrow

Eco Changes is the Mitsubishi Electric Group's environmental statement, and expresses the Group's stance on environmental management. Through a wide range of businesses, we are helping contribute to the realization of a sustainable society.

MITSUBISHI ELECTRIC CORPORATION

USA/Latin America | **MITSUBISHI ELECTRIC VISUAL IMAGING SYSTEMS**
Professional Product Sales
Phone: 888.307.0388
www.mitsubishi-imaging.com

Canada | **MITSUBISHI ELECTRIC SALES CANADA, INC.**
Display & Imaging Solutions Division
Phone: 905.475.7728
www.mitsubishielectric.ca